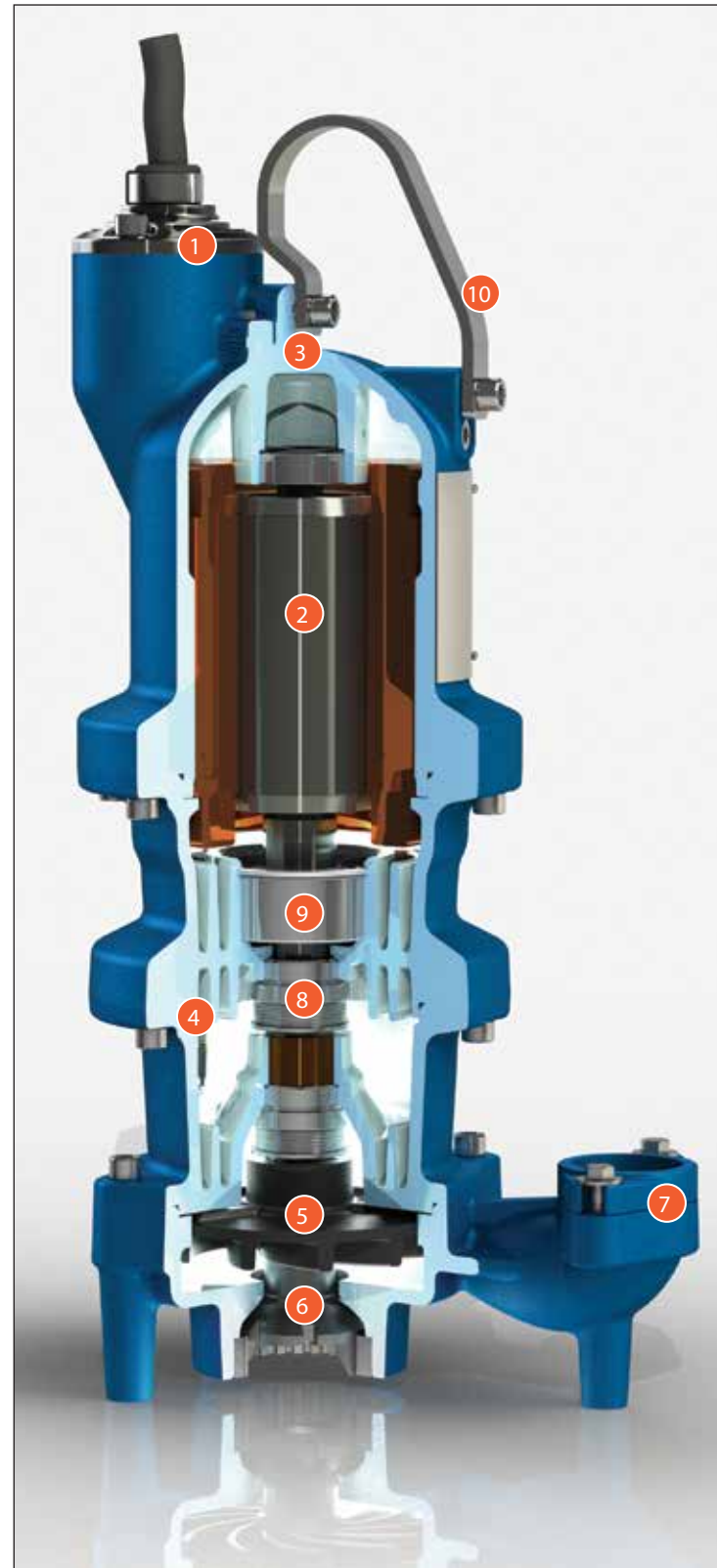


## BARNES® XGV/NGV Grinder Pump

1. Plug-n-play cord simplifies pump installation with its quick disconnect capability
2. Oil-Filled Motor for optimal motor cooling and maximum bearing life
3. Stainless steel hardware provides resistance against corrosion to extend pump life
4. Moisture detection probe alerts pending seal issues before water can enter the motor
5. Vortex impeller design greatly reduces clogging issues due to troublesome objects
6. Exclusive Slicerator™ slices with the full torque of the motor acting on a small area to provide the ultimate solution in solids reduction
7. Available in vertical or horizontal discharge (18 Frame only) for simple installation and replacement
8. Double mechanical seals provide maximum motor protection
9. Heavy duty, oil-lubricated bearings extend pump life
10. Large lifting Bail allows for easy installation
11. Optional explosion proof design gives an added peace of mind for pump operation and safety; Class I Group C & D Division 1 motors as standard with Class F insulation system



• EXPLOSION PROOF & NON-EXPLOSION PROOF MODELS

• LONG LASTING DEPENDABILITY

• ADVANCED CUTTER TECHNOLOGY

[www.cranepumps.com](http://www.cranepumps.com)

Crane Pumps & Systems  
420 Third Street Piqua, Ohio 45356  
(937) 778-8947 • Fax (937) 773-7157

Crane Pumps & Systems Canada  
83 West Drive Brampton, Ont. Canada L6T 2J6  
(905) 457-6223 • Fax (905) 457-2650

BLADEBRO

[www.cranepumps.com](http://www.cranepumps.com)



# BARNES®

## XGV/NGV GRINDER PUMPS



# BLADE

Rev. 6/26/2019

CRANE PUMPS & SYSTEMS



Grinder pump series designed to handle wastewater applications requiring high capacity, high head, and high flow



**TECHNICAL DATA**


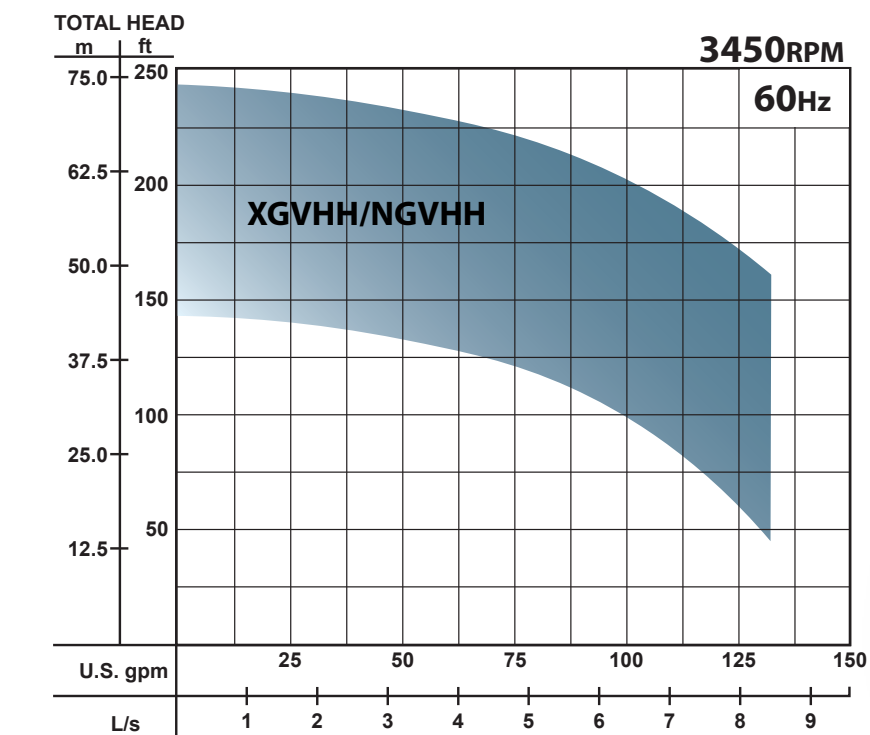
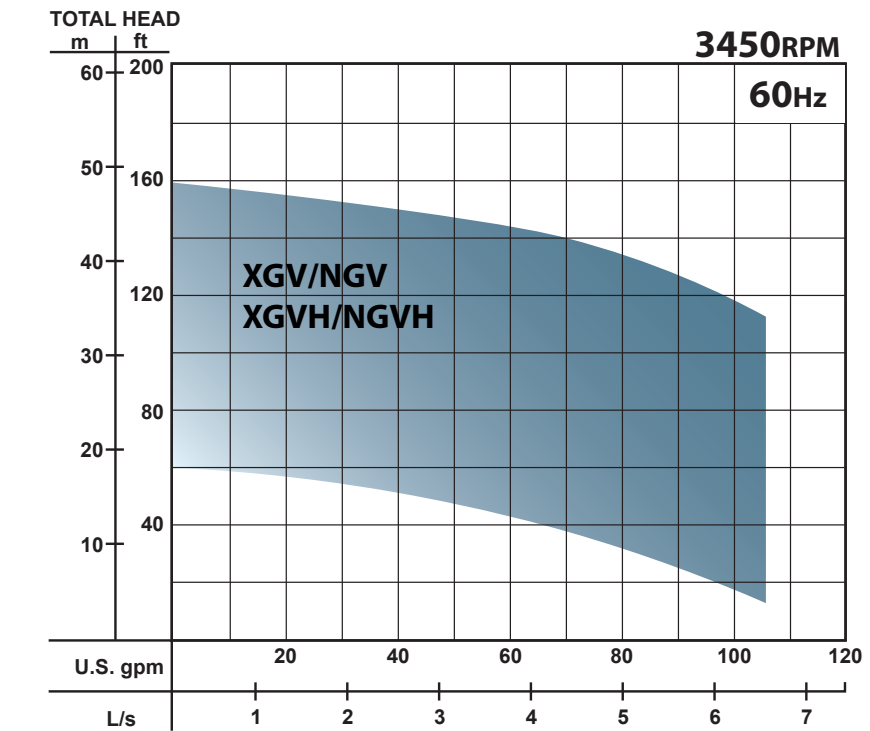
- Heads to: 240'
- Flows to: 150 gpm
- Discharge size: 2", 2.5", 3"
- Horsepower: 3, 5, 7.5, 10, 15
- RPM: 3450

**APPLICATIONS**

- Municipal
- Commercial
- Institutional
- Light Industrial



FEATURES	BLADE XGV/NGV	BLADE XGVVHH/NGVVH
Discharge (in.)	2" NPT; 2", 2.5", 3" Flange	2.5", 3" Flange
Shutoff Head (Ft.)	160	242
Maximum Flow (gpm)	110	155
HP Range	3HP to 7.5HP	7.5HP to 15HP
Voltage	230/460/575	230/460/575
Speed (RPM)	3450	3450
Motor Fill	Oil	Oil
Motor Insulation	Class H Varnish	Class H Varnish
Shaft Material	416 Stainless Steel	416 Stainless Steel
Impeller Material	ASTM A-48 Cast Iron	ASTM A-48 Cast Iron
Mechanical Seal	Tandem Carbon/ Ceramic	Tandem Carbon/ Ceramic
Cutter Mechanism	Exclusive Slicerator Radial Cutter	Exclusive Slicerator Radial Cutter
Cutter Material	Hardened 440C Stainless Steel Rockwell C-55	Hardened 440C Stainless Steel Rockwell C-55
Cord	Plug-n-Play Quick Connect	Plug-n-Play Quick Connect
Upper Bearing	Single Row Ball	Single Row Ball
Lower Bearing	Double Row Ball	Double Row Ball
Sensors	Moisture & Temperature Integral With Power Cord	Moisture & Temperature Integral With Power Cord
Check Valve	Optional (Vertical discharge only)	N/A
Leg Kit or Pump Stand	Optional	Optional
Weight (lb.)	204	305
Warranty	24 months from date of manufacture	24 months from date of manufacture



**BLADE ACCESSORY OPTIONS:**

**Break Away Fitting (BAF)**  
Vertical - used with current grinders/sewage ejectors  
Horizontal - BAF-3x3

**Stealth™ Control Panels**  
Family of Stealth Control Panels provides cost effective and reliable pump station operation.

**Level Control Systems**  
Modularized control assemblies are available including mechanical floats and the ESPS™ (Environmentally Sealed Pressure Switch).

brands you trust.

BARNES burks CROWN DEMING PROSSER WEINMAN